



# OFFICIAL PLACEMENT OF INSIGNIA

SHOULDER EPAULETS AND LOOPS



RIGHT SLEEVE



LEFT SLEEVE

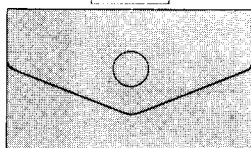


FRANCAIS

BOY SCOUTS OF AMERICA



RIGHT POCKET



LEFT POCKET

Basic measurement is neatness. Basic way to conduct uniform inspection is with common sense. It is not the purpose of the inspection to embarrass anyone.

**Right Sleeve.** U.S. flag. If appropriate and earned, the Honor Unit/Quality Unit Award is worn 4 inches below the seam. Additional awards may be sewn beneath the last one earned.

**Left Sleeve.** Council patch, badge of office, and if applicable, unit numeral. Badge of office centered 4 inches below shoulder seam, but if numeral is worn, it is centered below numeral and touching it. The veteran unit bar (25, 50, or 75 years) is positioned above and touching the unit numeral and in turn touching council patch.

**Right Pocket.** Jamboree insignia worn above BSA or interpreter strip. Order of the Arrow lodge insignia worn on pocket flap. Temporary insignia worn centered on the pocket. Nameplate is worn centered on the flap of the pocket. If OA flap is worn, nameplate is centered above the Boy Scouts of America strip or interpreter strip, if worn.

**Left Pocket.** Service stars and medals. Embroidered knots in rows of three. If a medal or embroidered knot is worn, service stars are raised. Badges of rank are not worn by adults.

**Shoulder Epaulets.** Colored shoulder loops identify the area of Scouting: blue, Cub Scouting; red, Boy Scouting; blaze, Varsity Scouting; green, Exploring; silver, council and district; gold, national and regional. A Scouter should wear the color shoulder loop of his or her paid registered position.



Position diagram of insignia (see above) on sleeve to guide you on proper placement.



The Scouting Seal is Your Guarantee of Quality, Excellence, and Performance.

**MALE LEADER UNIFORM INSPECTION SHEET**

**Attendance.** Presence at inspection merits 15 points.  
15 pts

**Headgear.** Four styles: (1) field cap, (2) visored cap with red/blaze front, (3) red beret, or (4) broadbrim hat. Varsity Scout leaders wear the visored cap with blaze front.  
10 pts

**Neckwear.** Tan leader's tie or Cub Scout or Boy Scout bolo tie with tan shirt. On shirts with collars, the unit has a choice of wearing the neckerchief over the turned-under collar or under the open collar. Neckwear is not required with the short-sleeve shirt worn open at the neck.  
10 pts

**Shirt.** Official long- or short-sleeve tan shirt with appropriate shoulder loops on epaulets.  
15 pts


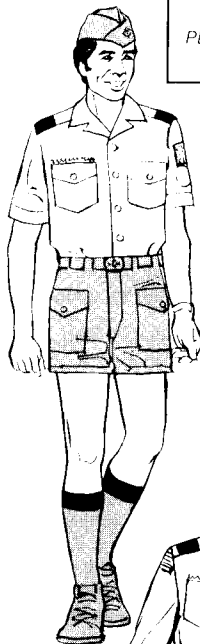
**Belt.** Khaki web with BSA insignia on brass buckle; or official leather with international-style buckle or buckle of your choice.  
5 pts

**Pants/Shorts.** Official, khaki, pressed, no cuffs.  
15 pts

**Socks.** Official khaki socks—short with long pants, long when wearing shorts  
5 pts

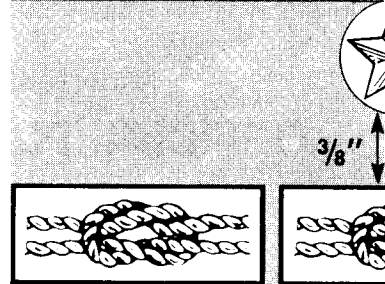
**Shoes.** Leather or canvas. Neat and clean.  
5 pts

**Insignia.** Correct placement left pocket, 5 points; right pocket, 5 points; left sleeve, 5 points; right sleeve, 5 points.  
20 pts



UNIFORM POINTS	<input type="checkbox"/>
INSIGNIA POINTS	<input type="checkbox"/>
TOTAL POINTS	<input type="checkbox"/>

PERFECT SCORE 100 POINTS



Position diagram of insignia (see above) right on pocket to guide you on proper placement.

**UNIFORM INSPECTION SCORE**

Name ..... Unit & No. ....  
 Address ..... District .....

Position in Unit .....

**OUR UNIT INSPECTION WILL BE HELD ON**

**BRING THIS FORM WITH YOU**

OVER